



Applications

- Security and surveillance networks
- Metropolitan networking – LAN extensions
- Broadband wireless - last mile access
- Backhaul connectivity

Features and Benefits

- OFDM allows support for applications in metropolitan areas with high building densities
- Wireless Outdoor Router Protocol (WORP) enables high performance and scalability
- Radius-based Bandwidth Management allows ISPs to offer multiple service options
- AES encryption and Access Control Filtering protects network from unauthorized access
- Broad array of management capabilities reduces management and IT expenditures (no truck rolls required)
- RADIUS Based Authentication
- Residential Subscriber Unit features all-in-one box solution that's easily installable
- Supports a broad array of antennas and flexible deployment options

Tsunami™ MP.11a Wireless OFDM Non-Line-Of-Sight System

Affordable high performance point-to-multipoint solution

The Tsunami MP.11a is a robust and affordable 54 Mbps wireless point-to-multipoint connectivity solution ideal for metropolitan area networking (MAN) and data backhaul. Easily providing an outdoor extension to your LAN, the system enables the instant creation of wireless WANs for a number of applications such as security and surveillance, enterprise backbone networks and broadband wireless access. With Tsunami MP.11a, Internet Service Providers can cost effectively deploy business-class last mile access networks offering a variety of service levels using asymmetric and symmetric bandwidth control. Utilizing the new Wireless Outdoor Router Protocol (WORP), the system provides a high aggregate bandwidth for best-in-class performance and scalability.

Cost effective, complete business class last mile access networks

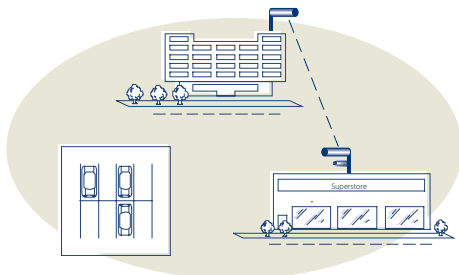
Consisting of a Base Station Unit and Subscriber Units, Tsunami MP.11a enables service providers to compete effectively against leased line, ADSL and SHDSL solutions. Subscriber units, available in residential and business versions, are extremely affordable and are extremely easy to install. The system can be managed and configured remotely – eliminating the need for truck-rolls to the customer.

Secure and reliable LAN extension for metropolitan networks

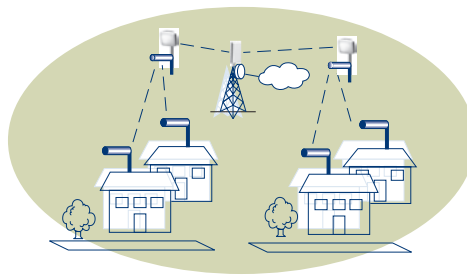
Designed to operate in non-line-of-sight conditions, Tsunami MP.11a provides secure and reliable connectivity between city buildings. The system easily integrates into existing networks and management systems. Quick-to-deploy and cost-effective, Tsunami MP.11a provides rapid pay-back times.

Easy-to-deploy multi camera networks for security and surveillance

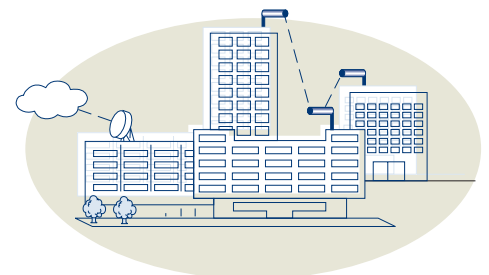
Tsunami MP.11a addresses the cost and installation challenges usually associated with deploying outdoor surveillance networks. The system is ideal for providing surveillance in a wide range of areas including shopping mall parking lots, enterprise warehouses and university campuses. Digital cameras are simply connected to Tsunami MP.11a Subscriber Units, which transmit the high-resolution video back to a centralized Base Station in real-time.



Security and Surveillance



Last Mile Access



Metropolitan Area Networking

Tsunami MP.11a Specifications

INTERFACE	
Ethernet Interface	Ethernet 10/100 Base-T (RJ-45)
Wired LAN protocol	IEEE 802.3 (CSMA/CD)
Wireless Interface	Standard-N Male

RADIO CHARACTERISTICS	
Frequency Channels	5.25-5.35 GHz; 4 channels, 5.47-5.725 GHz; 11 channels, 5.725-5.850 GHz; 5 channels
Channel Width	20 MHz
Modulation Technique	OFDM
Media Access Protocol	Wireless Outdoor Router Polling (WORP)
Bit Error Rate (BER)	Better than 10 ⁻⁵

OUTPUT POWER				
Output power @ St-N connector (Channels)	54 Mbps	48 Mbps	36 Mbps	6-24 Mbps
5.25-5.35 GHz (52,56 and 60)	14.5 dBm	15.5 dBm	17.5 dBm	17.5 dBm
5.25-5.35 GHz (64)	12.5 dBm	12.5 dBm	12.5 dBm	17.5 dBm
5.47-5.725 GHz (100, 104, 108, 112, 116, 120, 124, 128, 132, 136, 140)	14.5 dBm	15.5 dBm	17.5 dBm	17.5 dBm
5.725-5.850 GHz (149, 153, 157, 161)	13.5 dBm	15.5 dBm	17.5 dBm	17.5 dBm
5.725-5.850 GHz (165)	12.5 dBm	15.5 dBm	17.5 dBm	17.5 dBm

Receiver Sensitivity (10% PER with 3200 byte packets)	
Normal Mode (Sensitivity)	54 Mbps (-69 dBm); 48 Mbps (-73 dBm); 36 Mbps (-77 dBm); 24 Mbps (-81 dBm); 18 Mbps (-84 dBm); 12 Mbps (-86 dBm); 9 Mbps (-87 dBm); 6 Mbps (-88 dBm)

Receiver Sensitivity (FCC only)	
Turbo Mode (Sensitivity)	108 Mbps (-66 dBm); 96 Mbps (-70 dBm); 72 Mbps (-74 dBm); 48 Mbps (-78 dBm); 36 Mbps (-81 dBm); 24 Mbps (-83 dBm); 18 Mbps (-84 dBm); 12 Mbps (-85 dBm)

Available Transmit Power Setting - Steps (Output Power Reduction)	
Max (0 dB); One Half (-3 dB); One Quart (-6 dB); One eighth (-9 dB); Minimum (-10 dB)	

PHYSICAL SPECIFICATIONS	
Dimensions	215 mm x 175 mm x 40 mm (8.46 in x 6.89 in x 1.57 in)
Weight	1080 g (2.38 lb)

ENVIRONMENTAL SPECIFICATIONS	TEMPERATURE	HUMIDITY
Operating / Storage	0 – 55°C / -20 to 75°C	Max 95% relative humidity (non-condensing)

POWER SUPPLY
Wall unit, autosensing, 100/240 VAC; 50/60 Hz, output 12V DC, 1.5A; Active Ethernet (Power Over Ethernet) - IEEE 802.3af compliant (not on RSU)

LEDs
3 Power, Ethernet LAN Activity, Wireless Activity

MANAGEMENT
SNMP MIB v2c compliant, TFTP and Telnet CLI

WARRANTY
12 months (parts and labor)

MTBF
50,000 hours

DISTANCE
5.725-5.850 GHz @ 4 Watt EIRP at both sides of the link

108 Mbps (Turbo) - 4.2 miles (6.9 km); 54 Mbps - 6 miles (9.7 km); 36 Mbps (Turbo) - 13.5 miles (21.8 km); 36 Mbps - 9.6 miles (15.4 km); 12 Mbps (Turbo) - 21.5 miles (34.6 km); 12 Mbps - 24.6 miles (38.8 km)
--

Frequency band 5.47 - 5.725 GHz @ 1 Watt EIRP at both sides of the link
54 Mbps - 1.3 miles (2.1 km); 12 Mbps - 6 miles (9.7 km); 36 Mbps - 2.4 miles (3.8 km)

Frequency band 5.25 - 5.35 GHz @ 200 mW EIRP at both sides of the link
54 Mbps - 0.25 miles (400 m); 12 Mbps - 1.2 miles (1.9 km); 36 Mbps - 0.5 miles (750 m)

PRODUCT FAMILY/PRODUCT FAMILY	
Tsunami MP.11a Base Station Unit	Tsunami MP.11a Residential Subscriber Unit
Tsunami MP.11a Subscriber Unit	Tsunami MP.11a Accessories (antenna's cables, surge arrestors)

The distances referenced here are approximations and should be used for estimations only. Maximum ranges are based on a clearance of 10 meters, without any obstacles in the path of the antenna beam and using standard accessories, including antenna cable type (6m / 20 ft.)

Predicting the performance of non-line-of-sight implementations is generally not possible. The non-line-of-sight capabilities of this system improve coverage compared to systems without non-line-of-sight capabilities.

Product is certified and available in the following geographies: USA, Canada, Europe, Australia, United Kingdom, Japan. To order, contact your nearest Proxim Value Added Reseller.

Proxim Corporation	tel: 800.229.1630
935 Stewart Drive	tel: 408.731.2700
Sunnyvale, California 94085	fax: 408.731.3675

© 2003 Proxim Corp. All rights reserved. Proxim is a registered trademark and the Proxim logo and Tsunami are trademarks of Proxim Corp. All other trademarks mentioned herein are property of their respective owners. Specifications are subject to change without notice.

www.proxim.com



TD11-0803